

Desk Control App



To learn more about LINAK, please visit:
www.linak.com

LINAK® 
WE IMPROVE YOUR LIFE

Contents

Preface	4
Important information	5
Safety instructions	5
Only for EU markets	8
Only for Non EU markets	8
Misuse	8
Informations importantes	9
Consignes de sécurité	9
Seulement pour les marchés au sein de l'UE	10
Seulement pour les marchés hors UE	10
Utilisation abusive	10
Repairs	11
Manufacturer's declaration	11
Misc. on the DESKLINE® system	12
Warranty.....	12
Maintenance.....	12
ETL-marking	12
Bluetooth® Adapter	13
How to put the adapter in pairing mode	14
Downloading the App	15
How to download the App for iOS	15
How to download the App for Android	15
Pairing Bluetooth® and get started	16
Application pages in the App	17
Kitchen as application	17
Monitor stand as application.....	17
Desk as application.....	17
How to use the App	18
Buttons/Graphics	18
Application	18
Up drive	18
Down drive	18
Memory positions	19
House button	19
Settings	19
Height	20
Error codes	20
Scale	20
Please observe	20
Safety	21
Wireless connection	21
Automation drive	21
Disposal of LINAK's products	22
Disposal of batteries	22
Drawing appendix	23
Label	24
Declaration of Conformity	25
Addresses	28

Preface

Dear User,

We are delighted that you have chosen a product from LINAK®.

LINAK systems are high-tech products based on many years of experience in the manufacture and development of actuators, electric control boxes, controls and chargers.

This User Manual does not address the end-user. It is intended as a source of information for the manufacturer of the equipment or system only, and it will tell you how to install, use and maintain your LINAK electronics. It is the responsibility of the manufacturer of the end-use product to provide a User Manual where relevant safety information from this manual is passed on to the end-user.

We are sure that your LINAK product will give you many years of problem-free operation.

Before our products leave the factory they undergo full function and quality testing. Should you nevertheless experience problems with your systems, you are always welcome to contact your local dealer.

LINAK subsidiaries and some distributors situated all over the world have authorised service centres, which are always ready to help you.

LINAK provides a warranty on all its products. This warranty, however, is subject to correct use in accordance with the specifications, maintenance being done correctly and any repairs being carried out at a service centre, which is authorised to repair LINAK products.

Changes in installation and use of LINAK systems can affect their operation and durability. The products are not to be opened by unauthorised personnel.

The User Manual has been written based on our present technical knowledge. We are constantly working on updating the information and we therefore reserve the right to carry out technical modifications.

LINAK A/S

Important information

Important information on LINAK® products can be found under the following headings:



Warning!

Failure to comply with these instructions may result in accidents involving serious personal injury.



Failing to follow these instructions can result in the product being damaged or being destroyed.

Safety instruction



General

Safe use of the system is possible only when the operating instructions are read completely and the instructions contained are strictly observed.

Failure to comply with instructions marked with the "NOTE" symbol may result in serious damage to the system or one of its components.



It is important for everyone who is to connect, install, or use the systems to have the necessary information and access to this User Manual. Follow the instructions for mounting – risk of injury if these instructions are not followed.



The appliance is not intended for use by young children or infirm persons without supervision.



If there is visible damage on the product it must not be installed.



Note that during construction of applications, in which the actuator is to be fitted, there must be no possibility of personal injury, for example the squeezing of fingers or arms.



Assure free space for movement of application in both directions to avoid blockade.

This device complies with part 15 of the FCC Rules. Operation is subject to the following two conditions:

- (1) This device may not cause harmful interference, and**
- (2) This device must accept any interference received, including interference that may cause undesired operation**

- **Statement – for all intentional and unintentional radiators:**

Changes or modifications not expressly approved by the party responsible for compliance could void the user's authority to operate the equipment.

- **Statement for digital devices for Class B:**

NOTE: This equipment has been tested and found to comply with the limits for a Class B digital device, pursuant to part 15 of the FCC Rules. These limits are designed to provide reasonable protection against harmful interference in a residential installation. This equipment generates, uses and can radiate radio frequency energy and, if not installed and used in accordance with the instructions it may cause harmful interference to radio communications. However, there is no guarantee that interference will not occur in a particular installation. If this equipment does cause harmful interference to radio or television reception, which can be determined by turning the equipment off and on, the user is encouraged to try to correct the interference by one or more of the following measures:

- Reorient or relocate the receiving antenna.
 - Increase the separation between the equipment and the receiver.
 - Connect the equipment into an outlet on a circuit different from that to which the receiver is connected.
 - Consult the dealer or an experienced radio/ TV technician for help.
-

This device complies with Industry Canada licence-exempt RSS standard(s).

Operation is subject to the following two conditions:

(1) this device may not cause interference, and (2) this device must accept any interference, including interference that may cause undesired operation of the device.

Le présent appareil est conforme aux CNR d'Industrie Canada applicables aux appareils radio exempts de licence. L'exploitation est autorisée aux deux conditions suivantes :

- (1) l'appareil ne doit pas produire de brouillage, et
 - (2) l'utilisateur de l'appareil doit accepter tout brouillage radioélectrique subi, même si le brouillage est susceptible d'en compromettre le fonctionnement.
-

Labeling Requirements:

This Class B digital apparatus complies with Canadian ICES-003.

Cet appareil numérique de la classe B est conforme à la norme NMB-003 du Canada.

Only for EU markets



This appliance can be used by children aged from 8 years and above and persons with reduced physical, sensory or mental capabilities or lack of experience and knowledge if they have given supervision or instruction concerning use of the appliance in a safe way and understand the hazards involved.



Children shall not play with the appliance. Cleaning and user maintenance shall not be made by children without supervision.

Only for Non EU markets



Persons who do not have the necessary experience or knowledge of the product/products must not use the product/products. Besides, persons with reduced physical, sensory or mental abilities must not use the product/products, unless they are under surveillance or they have been thoroughly instructed in the use of the apparatus by a person who is responsible for the safety of these persons.



Moreover, children must be under surveillance to ensure that they do not play with the product.

Misuse



Do not overload the actuators – this can cause danger of personal injury and damage to the system.



Do not use the actuator system for lifting persons. Do not sit or stand on a table while operating – risk of personal injury.



Do not use the system in environments other than the intended indoor use

Informations importantes

Les informations importantes sur les produits LINAK® peuvent être trouvées dans les rubriques suivantes:



Attention!

Le non respect de ces instructions peut entraîner des accidents impliquant des blessures graves.



Ne pas suivre ces instructions peut entraîner l'endommagement ou destruction du produit.

Consignes de sécurité



Général

Le non respect de ces instructions peut entraîner des accidents impliquant des blessures graves.

Ne pas suivre ces instructions peut entraîner l'endommagement ou destruction du produit.

L'utilisation en toute sécurité du système n'est possible que si l'intégralité des instructions ont été lues et ont été strictement suivies.



Le non respect de se conformer aux instructions marquées du symbole "note" peut entraîner de graves dommages au système ou à un de ses composants.

Il est important pour tout individu qui connecte, installe, ou utilise le système d'avoir les informations nécessaires et l'accès à ce manuel d'utilisation.

Suivez les instructions pour le montage – risque de blessure si ces instructions ne sont pas suivies.



L'appareil n'est pas destiné à être utilisé par des enfants ou des personnes handicapées sans surveillance.



S'il y a des dommages visibles sur le produit, l'installation ne doit pas être effectuée.



Prendre en compte lors de la construction du matériel, dans lequel l'actionneur est incorporé, qu'il ne doit y avoir aucune possibilité de blessures corporelles, telles que la compression des doigts ou des bras.



Assurez un espace libre autour du matériel pour éviter tout blocage.

Seulement pour les marchés au sein de l'UE:



Cet appareil peut-être utilisé par des enfants âgés de 8 ans et plus, ainsi que les personnes dont les capacités physiques, sensorielles ou mentales sont réduites ou ayant un manque d'expérience et de connaissance si elles ont bénéficié d'une surveillance ou d'instructions concernant l'utilisation de l'appareil en toute sécurité et compris les risques encourus.



Les enfants ne doivent pas jouer avec l'appareil. Le nettoyage et l'entretien ne doivent pas être réalisés par des enfants sans surveillance.

Seulement pour les marchés hors UE.



Les personnes qui n'ont pas l'expérience ou les connaissances nécessaires sur le ou les produit(s) ne doivent pas le ou les utiliser. Par ailleurs, les personnes ayant des capacités physiques, sensorielles ou mentales réduites ne doivent pas utiliser le ou les produit(s), sauf si elles sont sous surveillance ou ont suivi une formation approfondie de l'utilisation de l'appareil par l'individu responsable de la sécurité de ces personnes.



De plus, les enfants doivent-être sous surveillance afin de s'assurer qu'ils ne jouent pas avec le produit.

Utilisation abusive:



Ne surchargez pas les actionneurs – cela peut engendrer un risque de blessures corporelles et endommager le système.



Ne pas utiliser les actionneurs pour soulever des personnes. Ne pas s'asseoir ou se tenir debout sur une table en fonctionnement – risque de blessures.



Ne pas utiliser le système dans des environnements autres que l'utilisation intérieure prévue.

Repairs

In order to avoid the risk of malfunction, all DESKLINE® repairs must only be carried out by authorised LINAK® workshops or repairers, as special tools must be used and special gaskets must be fitted. Lifting units under warranty must also be returned to authorised LINAK workshops.



Warning!

If any of the DESKLINE® products are opened, there will be a risk of subsequent malfunction.



Warning!

The DESKLINE® systems are not resistant to cutting oil.

DECLARATION OF INCORPORATION OF PARTLY COMPLETED MACHINERY

LINAK A/S
Smedevænget 8
DK - 6430 Nordborg

Herewith declares that LINAK DESKLINE® products as characterized by the following models and types:

Control Boxes CBD4, CBD6S

And

Linear Actuators LA31, DB4, DB5, DB6, DB7, DB9, DB12, DB14, DB16, LA23

Lifting Columns DL1A, DL2, DL4, DL5, DL6, DL7, DL8, DL9, DL10, DL11, DL12, DL14, DL15,
DL16, DL17, LP2, LP3, BASE1

And

Desk Panels DP, DPA, DPB, DPH, DPF, DPT, DP1C, DP1K, DP1L, DP1V, DP1U, WDPL1

RF Controls HB10, HB20, RFR and RFT

And

Accessories SLS

comply with the following parts of the Machinery Directive 2006/42/EC, ANNEX I, *Essential health and safety requirements relating to the design and construction of machinery*:

1.5.1 Electricity supply

The relevant technical documentation is compiled in accordance with part B of Annex VII and that this documentation or part hereof will be transmitted by post or electronically to a reasoned request by the national authorities.

This partly completed machinery must not be put into service until the final machinery into which it is to be incorporated has been declared in conformity with the provisions of the Machinery Directive 2006/42/EC where appropriate.

Nordborg, 2014-04-10

LINAK A/S
John Kling, B.Sc.E.E.
Certification and Regulatory Affairs
Authorized to compile the relevant technical documentation

Misc. on the DESKLINE® system

Warranty

There is a 60 months' warranty on the DESKLINE products when used in DESKLINE applications against manufacturing faults from the production date of the individual products. LINAK A/S' warranty is only valid in so far as the equipment has been used and maintained correctly and has not been tampered with. Furthermore, the system must not be exposed to violent treatment. In the event of this, the warranty will be ineffective/invalid. For further details, please see LINAK A/S' ordinary conditions of sale.

Maintenance

Clean dust and dirt on the outside of the system at appropriate intervals and inspect for damage and breaks. Inspect the connections, cables, and plugs and check for correct functioning as well as fixing points.



The cleaners and disinfectants must not be highly alkaline or acidic (pH value 6-8).

ETL-marking

Due to space limitations, the complete ETL-marking demands are not represented on the marking plates. The full ETL Recognized Component markings are shown here.



C/N 120690

Conforms to ANSI/AAMI Std. E560601-1
Cert. to CSA Std. C22.2 No. 60601-1

ETL Recognized Component mark for Canada and United States



C/N 4008003

Conforms to ANSI/AAMI Std. E560601-1
Cert. to CSA Std. C22.2 No. 60601-1

ETL Recognized Component mark for Canada and United States



C/N 4008004

Conforms to ANSI/AAMI Std. E560601-1
Cert. to CSA Std. C22.2 No. 60601-1

ETL Recognized Component mark for Canada and United States



C/N 9901916

Conforms to ANSI/AAMI Std. E560601-1
Cert. to CSA Std. C22.2 No. 60601-1

ETL Recognized Component mark for Canada and United States



C/N 4008671

Conforms to UL962
Cert. to CSA Std. C22.2 No. 68-09

ETL Recognized Component mark for Canada and United States

Bluetooth® Adapter

The Bluetooth® Adapter allows you to adjust your LINAK product wirelessly from the Desk Control App. Simply plug the Bluetooth® Adapter in your DESKLINE® control box and download the app: Your application can now be adjusted via your smartphone or tablet.

The Bluetooth® Adapter is a very compact unit requiring a minimum of space. No mounting is needed, just plug in the adapter and you are ready.

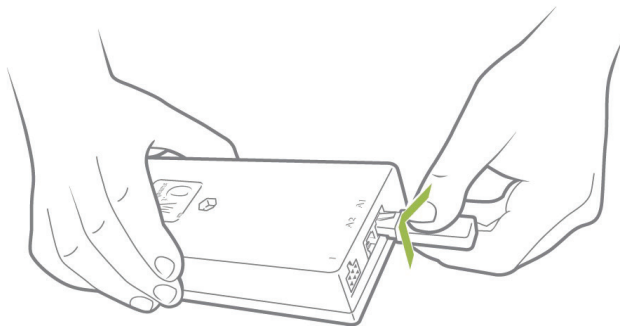
Usage:

- Compatible with:
 - DESKLINE control boxes CBD6S and CBD4A (Only with SW 77432 or 77474)
- Compatible with LINAK Desk Control App
- Ambient temperature: +5°C to +40°C
- Storage and transport temperature: -10°C to +50°C
- Will comply with FCC ID (PART 15C) and IC (RSS247)

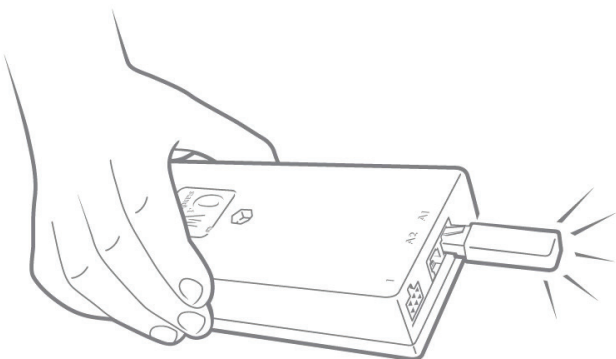


How to put the adapter in pairing mode

1. Plug the Bluetooth® adapter into a powered DESKLINE Control Box



2. The Adapter is now in pairing mode. The pairing mode will last 3 minutes and is indicated by a blue flashing LED through the transparent plastic.



The adapter will be in pairing mode for 30 seconds every time, you make a short activation of your DESKLINE application.

Download the software you want in App Store or Google Play store and follow the instructions in the programs.

When searching; All devices will be called LINAK followed by a 4-digit number.

Downloading the App

The app is called Desk Control and has the following app logo in App and Google Play store:



How to download the App for iOS

Step 1:

Please use your Apple device to log into App store

Step 2:

Type "Desk Control" in the search column

Step 3:

Select the "Desk Control" app

Step 4:

Click install to download the app to your device

How to download the App for Android

Step 1:

Please use your Android device to log into Google Play Store

Step 2:

Type "Desk Control" in the search column

Step 3:

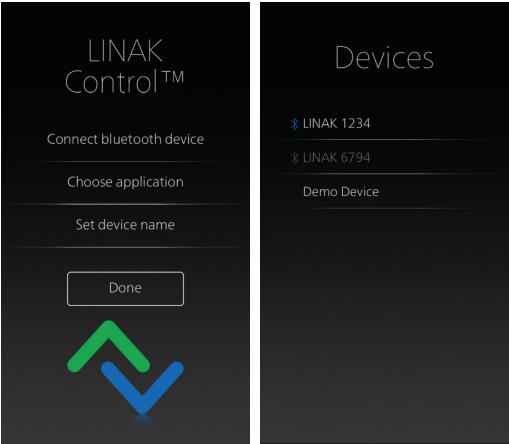
Select the "Desk Control" app

Step 4:

Click install to download the app to your device

Pairing Bluetooth® and get started

To get a functional app, you have to purchase the LINAK Bluetooth® Adapter.
The adapter must be plugged into the DESKLINE control box and it will blink and be in pairing mode for 3 minutes.



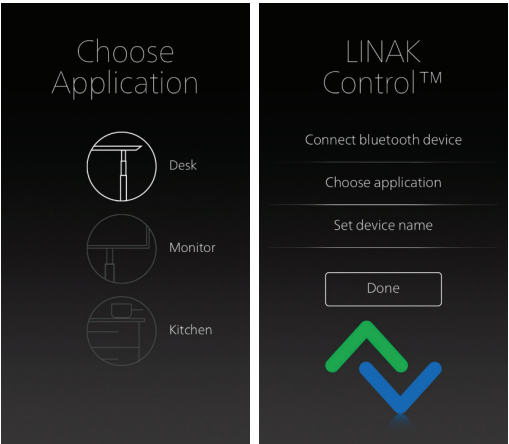
Open the Desk Control app. Press “Connect Bluetooth device” and a list of LINAK Bluetooth® Adapters will be visible, click the one to which you want to pair:

Meaning of the Bluetooth® logo:

- Blue: Paired
- White: Available for pairing
- Grey: Previously paired, but out of range

Demo: By selecting demo device, you will get access to explore the Desk Control app, but without connection to a product.

All devices will be called LINAK followed by a 4-digit number.



After connecting the Bluetooth Adapter, you are to choose the application in the app that matches your application, e.g. choose kitchen if your application is BASELIFTS mounted in a kitchen island.
Next, it is possible to set the name for the application.
By clicking done, you are now directed to the landing page, from where you can control your application.
See instructions on the next page.

Application pages in the App

The app supports three different product applications; you are to choose the right one for your product during the setup. This means that this app has three different control pages. See below. The choice of application leads you to the correct control page. The number of features depends on the choice of product application.

Kitchen as application

- Up/down drive
- Height displayed
- Error codes

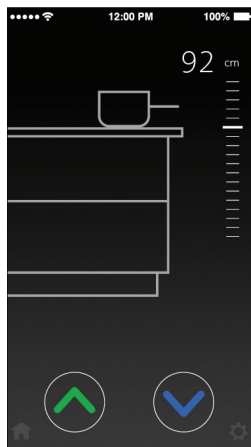
Monitor stand as application

- Up/down drive

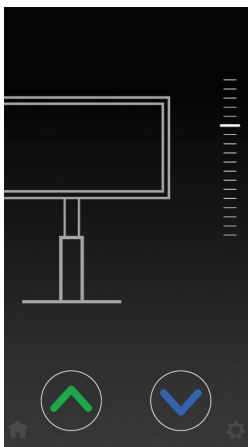
Desk as application

- Up/down drive
- Height displayed
- Error codes
- 2 memory positions

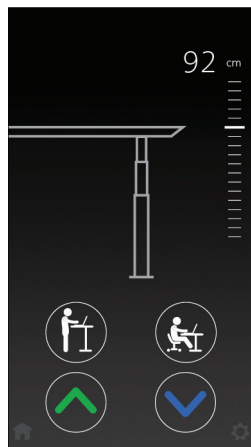
Kitchen



Monitor stand

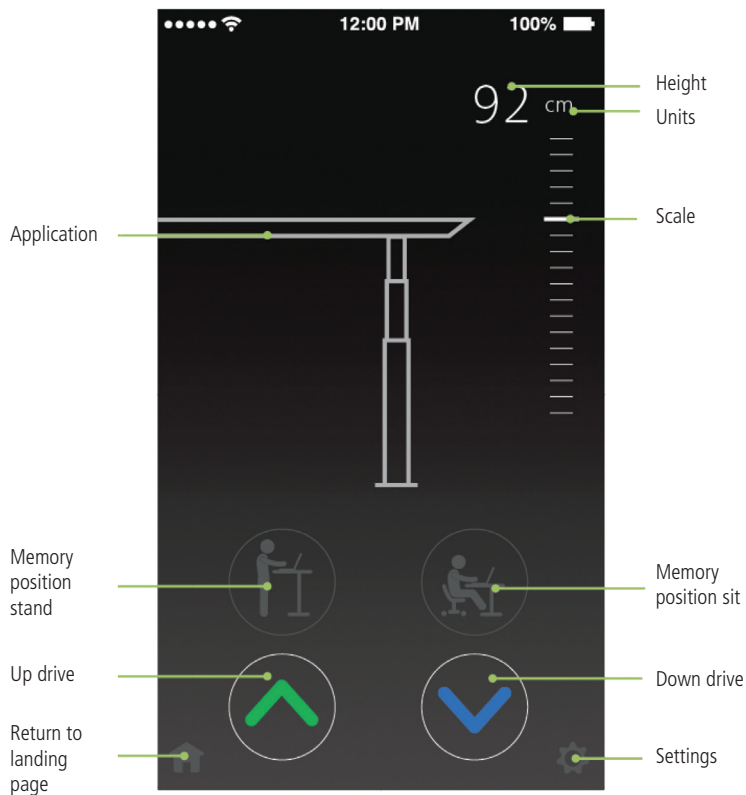


Desk



How to use the App

The desk page has the highest number of features, which is why it is shown below.



Buttons/Graphics

Application

Here is a contour of the application shown. This is for desks. A kitchen island is shown for kitchens and a monitor is shown for display and monitor stands.

Up drive

Moves the application upwards while pressing and holding the button

Down drive

Moves the application downwards while pressing and holding the button

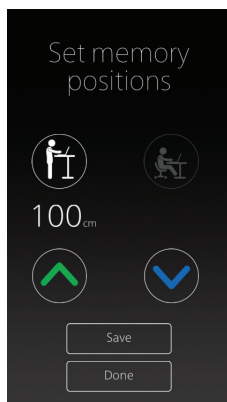
Memory positions

2 stored positions can be directly accessed by pressing the corresponding button. The buttons are greyed out until they are set. By pressing the greyed out button, you will be directed to the “set memory positions”-page. Once set, the buttons will become white. By pressing and holding the memory button, the application will take you to your preferred position.

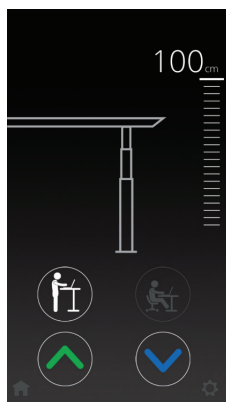
If you enable automatic drive in the “settings” menu, you can just press the memory button once and the application will drive to the stored position without you holding the button. Please observe, by enabling automatic drive, the user accept the responsibility and danger, that can occur under these circumstances.



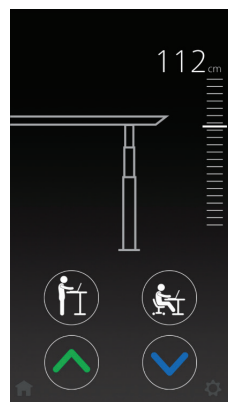
Memory positions not saved



Page for setting up the memory positions. Click the sit or stand icon – run desk to preferred height and save.



Stand memory saved and can be directly accessed from this page



Both memory positions saved and can be directly accessed from this page

House button

The house button will take you back to the landing page, from where you can pair to a new Bluetooth® adapter or change the settings of the currently paired adapter.

Settings

Settings will provide you a list of choices:

- Set the current height of the product (Not available in monitor stands)
- Choose in which units you want the height in, cm or inches.
- Change the app name of the paired product
- Set the memory positions (Desk only)
- Set the language for the app (8 different languages)
- Enable automatic drive (Desk only). The user has to accept the terms in the pop-up, before this feature can be enabled.

Height

The height is shown for desks and kitchens as applications. You can change the units in settings.

Error codes

When an error occurs, the height will be replaced by the error code. For instance when driving the desk through the app and pressing the desk panel on the desk, E09 will occur. By clicking the i-symbol the app will lead you to the support page for DPF1C on linak.com.

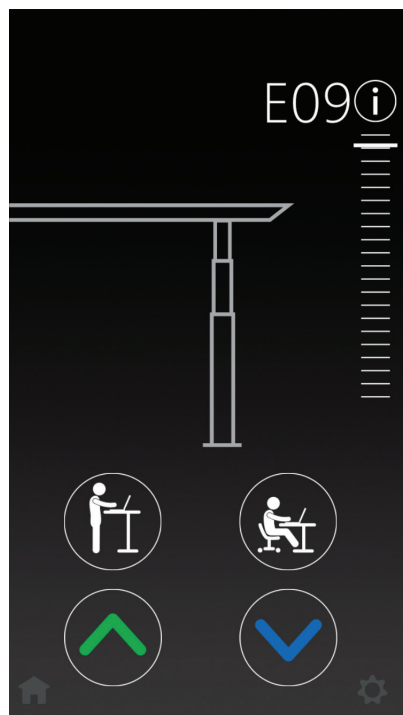
Scale

The scale is only a visual feature. The visual minor tick marks of the scale are %-steps of the full 100% scale. The minimum of the scale is always fixed to zero %. The maximum is default set to 100%.

If the current height value exceeds the maximum, the maximum is set to new maximum value and stored in the app for that specific BLE device. So the visual tick mark will move during your use of height adjustment. Once you have adjusted to both end positions (top and bottom) the scale will be accurate.

Please observe!

The paired Bluetooth Adapter can be renamed in the apps via the landing page or the settings screen. The renaming will only affect the local name in the smartphone, not in the adapter.

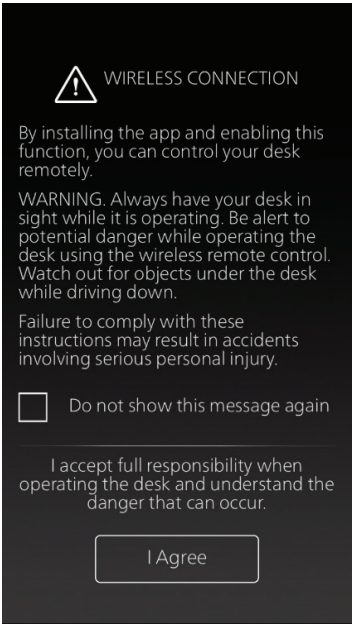


Safety

To ensure safety while driving a desk wirelessly, the Desk Control app has two pop-up warnings explaining the user the danger that can occur.

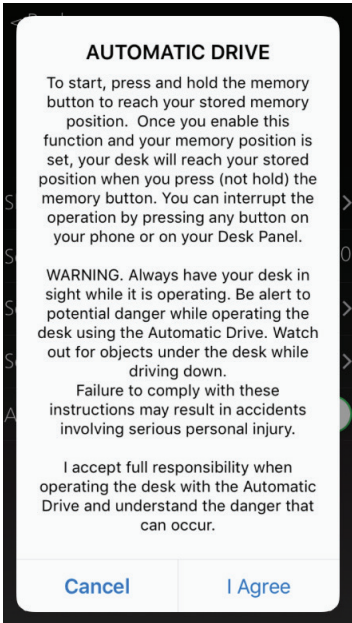
Wireless connection

To ensure the user understand the danger of running a desk via a wireless connection, the app will show a warning page whenever the app is started. The user must agree to the terms to get access to the rest of the app. You can choose "Do not show this message again" in the warning page to stop it from showing every time the app is started.



Automatic drive

When enabling "Automatic drive" a pop-up warning will appear. The user has to accept the full responsibility for enabling automatic drive on memory functions. If the user agrees, automatic drive will be enabled and the slider will turn green. If the user cancels the operation, the slider will stay grey and memory positions has to be pressed until the position is reached.



Disposal of LINAK's products

As LINAK's customers often ask us how our products can be disposed of or scrapped we have prepared this guidance that enables a classification to different waste fractions for recycling or combustion.

Guidance

We recommend that our products be disassembled as much as possible and divided into different waste groups for recycling or combustion.

For example, waste can be sorted into metals, plastics, cable scrap, combustible material and recoverable resources.

Some of these main groups can be further divided into subgroups; e.g. metal can be divided into steel/aluminium/copper and plastic can be divided into ABS/PA/PE/PP.

As an example, the table below breaks down the different components in LINAK products to various recycling groups:

Product	Components	Recycling group
Handset/Control:	Plastic housing Cable PCB board	Plastic recycling or combustion Cable scrap or combustion Electronics scrap

By now, almost all our casted plastic parts are supplied with an interior code for plastic type and fibre contents, if any.

Main groups of disposal

Product main groups	Metal Scrap	Cable scrap	Electronics scrap	Plastic recycling or combustion	Comments
Desk Control App			X	X	
Bluetooth® Adapter			X	X	

Disposal of batteries

"Details regarding safe disposal of used and leaking batteries:

Batteries should be disposed in accordance with appropriate federal, state and local regulations. LINAK recommends that used or leaking batteries are disposed through local recycling system. Please do not throw used or leaking batteries in normal household waste or in nature. This will cause damage to the enviroment.

How to deal with leaking batteries

Leaking batteries should be disposed as described above.

If leaking batteries are discovered in the product, the batteries must be removed at once to minimise damage to the product.

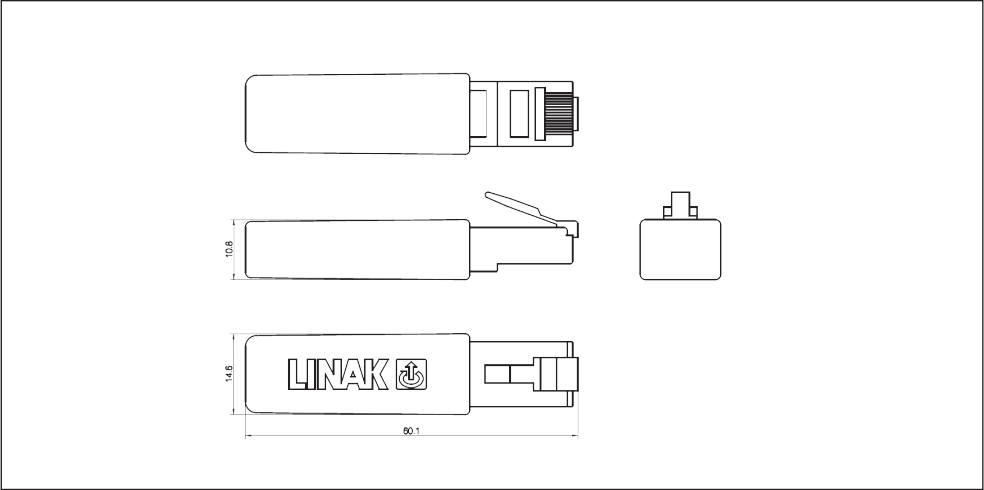
If leaking batteries are left in the product, it become defective.

It is recommended to use plastic gloves when handling leaking batteries. The contents of a leaking batteries can cause chemical burns and respiratory irritation.

If exposed to the contents of a leaking battery, please wash with soap and water. If irritation persists, please seek medical attention. In case of eye contact, please flush eyes thoroughly with water for 15 minutes and seek medical attention."


DRAWING APPENDIX

Bluetooth® Adapter



Label

Bluetooth® Adapter






LINAK®

WE IMPROVE YOUR LIFE
DESIGNED IN DENMARK
DK 6430 NØRDBØRG

W/O: xxxxxx

Assembled in
Thailand



SW0077073 ver x.xx
BLE2LIN001
Model: BLE2LIN
FCC: XBE-BLE2LIN
IC: 12338A-BLE2LIN

DECLARATION OF CONFORMITY

LINAK A/S
Smedevænget 8
DK - 6430 Nordborg

hereby declares that LINAK Actuator System composed of:

Control Box(s) CBD6S

And

Linear Actuator(s) 31xxxH-xxxxx50S, DB4, DB5, DB6, DB7, DB9, DB12, DB14, DB16, LA23 and / or
Lifting Column(s) DL1A, DL2, DL4, DL5, DL6, DL7, DL8, DL9, DL10, DL11, DL12, DL14, DL15, DL16, DL17, BASE1

And

Desk Panel(s) DP1C, DP1K, DP1L, DP1V, DP1U, DPA, DPB, DPF, DPH, DPT, WDPL1 and / or
Handset(s) RFT000, RFRL00x, HB1xRF3000, HB2xRFx000

complies with EMC Directive: 2004/108/EC according to following standards:
EN 61000-6-1:2007, EN 61000-6-3:2007, EN 55014-1:2007+A1+A2, EN 55022:2011 Class B,

complies with Low Voltage Directive 2006/95/EC according to the standard:
EN 60335-1:2012

complies with Machinery Directive 2006/42/EC according to the standard:
EN 13849-1:2008 SRP/CS Cat. B, PL = b and SRESW PL = b

complies with RoHS2 Directive 2011/65/EU according to the standard:
EN 55581:2012

and
RF Controls: RF-transmitter: HB1xRF3000 and/or
 RF-transmitter: HB2xRFx000 and/or
 RF-receiver: RFT000, RFRL

complies with the Radio equipment and Telecommunications terminal equipment Directive 1999/5/EC:
EN 300220-2:2007, EN 61000-6-1:2007, EN 61000-6-3:2007,
EN 60335-1:2012, EN 62311:2008

Nordborg, 2014-04-09



LINAK A/S
John Kling, B.Sc.E.E.
Certification and Regulatory Affairs
Authorized to compile the relevant technical documentation

LINAK APPLICATION POLICY

The purpose of the application policy is to define areas of responsibilities in relation to applying a LINAK product defined as hardware, software, technical advice, etc. related to an existing or new customer application.

LINAK products as defined above are applicable for a wide range of applications within the Medical, Furniture, Desk and Industry areas. Yet, LINAK cannot know all the conditions under which LINAK products will be installed, used, and operated, as each individual application is unique.

The suitability and functionality of the LINAK product and its performance under varying conditions (application, vibration, load, humidity, temperature, frequency, etc.) can only be verified by testing, and shall ultimately be the responsibility of the LINAK customer using any LINAK product.

LINAK shall be responsible solely that the LINAK products comply with the specifications set out by LINAK and it shall be the responsibility of the LINAK customer to ensure that the specific LINAK product can be used for the application in question.

Made for



iPod



iPhone



iPad

iPod touch, iPhone, and iPad are trademarks of Apple Inc., registered in the U.S. and other countries.

"Made for iPod touch", "Made for iPhone," and "Made for iPad" mean that an electronic accessory has been designed to connect specifically to iPod touch, iPhone, or iPad, respectively, and has been certified by the developer to meet Apple performance standards. Apple is not responsible for the operation of this device or its compliance with safety and regulatory standards. Please note that the use of this accessory with iPod touch, iPhone or iPad may affect wireless performance.

The Bluetooth word mark and logos are owned by the Bluetooth SIG, Inc. and any use of such marks by Ascion, LLC is under license. Other trademarks and trade names are those of their respective owners.

FACTORIES

- **CHINA**
LINAK (Shenzhen) Actuator Systems, Ltd.
Phone: +86 755 8610 6656
www.linak.cn
- **DENMARK**
LINAK A/S - Group Headquarters, Guderup
Phone: +45 73 15 15 15
www.linak.com
- **SLOVAKIA**
LINAK Slovakia s.r.o.
Phone: +421 51 75 63 414
www.linak.com
- **USA**
LINAK U.S. Inc.
North and South American Headquarters
Phone: +1 502 253 5595
www.linak-us.com

SUBSIDIARIES

- **AUSTRALIA**
LINAK Australia Pty. Ltd
Phone: +61 3 8796 9777
www.linak.com.au
- **AUSTRIA**
LINAK Repräsentanz Österreich (Wien)
Phone: +43 (1) 890 7446
www.linak.at
- **BELGIUM & LUXEMBOURG**
LINAK Actuator-Systems NV/SA
Phone: +32 (0)9 230 01 09
www.linak.be
- **BRAZIL**
LINAK Do Brasil Comércio De Atuadores Ltda.
Phone: +55 (11) 2832 – 7070
www.linak.com.br
- **CANADA**
LINAK Canada Inc.
Phone: +1 502 253 5595
www.linak-us.com
- **CZECH REPUBLIC**
LINAK C&S S.R.O.
Phone: +420581741814
www.linak.cz
- **DENMARK**
LINAK Danmark A/S
Phone: +45 86 80 36 11
www.linak.dk
- **FINLAND**
LINAK OY
Phone: +358 10 841 8700
www.linak.fi
- **FRANCE**
LINAK France E.U.R.L
Phone: +33 (0) 2 41 36 34 34
www.linak.fr
- **GERMANY**
LINAK GmbH
Phone: +49 6043 9655 0
www.linak.de
- **INDIA**
LINAK A/S India Liaison Office
Phone: +91 120 4734613
www.linak.in
- **IRELAND**
LINAK UK Limited - Ireland
Phone: +44 (0)121 544 2211
www.linak.co.uk
- **ITALY**
LINAK Italia S.r.l.
Phone: +39 02 48 46 33 66
www.linak.it
- **JAPAN**
LINAK K.K.
Phone: 81-45-533-0802
www.linak.jp
- **MALAYSIA**
LINAK Actuators Sdn. Bhd.
Phone: +60 4 210 6500
www.linak.my
- **NETHERLANDS**
LINAK Actuator-Systems B.V.
Phone: +31 76 5 42 44 40
www.linak.nl
- **NEW ZEALAND**
LINAK New Zealand Ltd.
Phone: +64 9580 2071
www.linak.co.au
- **NORWAY**
LINAK Norge AS
Phone: +47 32 82 90 90
www.linak.no
- **POLAND**
LINAK Polska
Phone: +48 (22) 500 28 74
www.linak.pl
- **REPUBLIC OF KOREA**
LINAK Korea Ltd.
Phone: +82-(0)2-6231-1515
www.linak.kr
- **RUSSIAN FEDERATION**
000 LINAK
Phone: +7 495 280 14 26
www.linak.ru
- **SPAIN**
LINAK Actuadores, S.L.u
Phone: +34 93 588 27 77
www.linak.es
- **SWEDEN**
LINAK Scandinavia AB
Phone: +46 8 732 20 00
www.linak.se
- **SWITZERLAND**
LINAK AG
Phone: +41 43 388 31 88
www.linak.ch

- **TAIWAN**
LINAK A/S Taiwan Representative Office
Phone: +886 2 27290068
www.linak.com.tw
- **TURKEY**
LINAK İth. İhr. San. ve Tic. A.Ş.
Phone: +90 312 4726338
www.linak.com.tr

- **UNITED KINGDOM**
LINAK UK Limited
Phone: +44 (0)121 544 2211
www.linak.co.uk

DISTRIBUTORS

- **ARGENTINA**
Novotec Argentina SRL
Phone: 011-4303-8989/8900
www.novotecargentina.com
- **COLOMBIA**
MEM Ltda
Phone: +57 (1) 334-7666
www.memltda.com.co
- **INDIA**
Mechatronics Control Equipments India Pvt Ltd
Phone: +91-44-28558484/85
www.mechatronicscontrol.com
- **INDONESIA**
Pt. Himalaya Everest Jaya
Phone: +6 221 544 8956/8965
www.hej.co.id
- **IRAN**
Bod Inc.
Phone: +98 2188998635-6
www.bod.ir
- **RUSSIAN FEDERATION**
000 FAM
Phone: +7 812 3319333
www.fam-drive.ru
- **SINGAPORE**
Servo Dynamics Pte. Ltd.
Phone: +65 6844 0288
www.servo.com.sg
- **SOUTH AFRICA**
Industrial Specialised Applications CC
Phone: +27 11 312 2292 or
+27 11 2077600 (Switch Board)
www.isaza.co.za
- **UNITED ARAB EMIRATES**
Mechatronics
Phone: +971 4 267 4311
For contact details on other countries
please visit www.linak.com or contact:
- **LINAK INTERNATIONAL**
Phone: +45 73 15 15 15
www.linak.com

Terms of use

The user is responsible for determining the suitability of LINAK products for specific application. LINAK takes great care in providing accurate and up-to-date information on its products. However, due to continuous development in order to improve its products, LINAK products are subject to frequent modifications and changes without prior notice. Therefore, LINAK cannot guarantee the correct and actual status of said information on its products. While LINAK uses its best efforts to fulfil orders, LINAK cannot, for the same reasons as mentioned above, guarantee the availability of any particular product. Therefore, LINAK reserves the right to discontinue the sale of any product displayed on its website or listed in its catalogues or other written material drawn up by LINAK. All sales are subject to the Standard Terms of Sale and Delivery for LINAK. For a copy hereof, please contact LINAK.